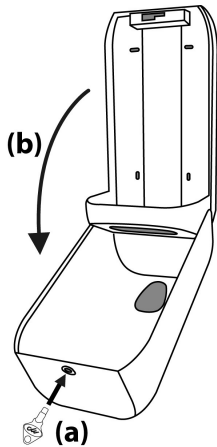
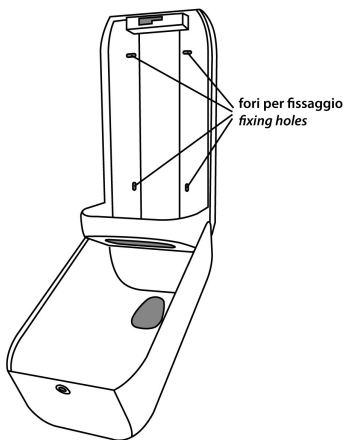


ISTRUZIONI DI MONTAGGIO / INSTALLATION INSTRUCTIONS



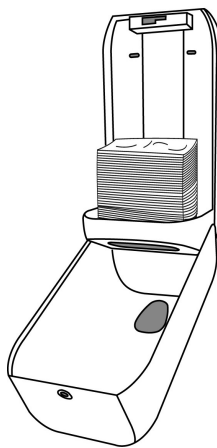
- 1) Aprire il dispenser con la chiave in dotazione.

Open the dispenser with the key



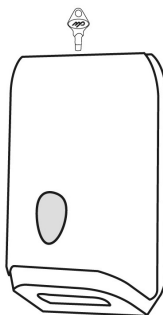
- 2) Fissarlo alla parete con le viti in dotazione, utilizzando gli appositi fori.

Fix the dispenser on the wall with the screws-kit, using the fixing holes.



- 3) Posizionare la carta asciugamani piegata nel dispenser.

Put the folded paper into the dispenser



- 4) Chiudere il dispenser con la chiave.

Close the dispenser with the key.