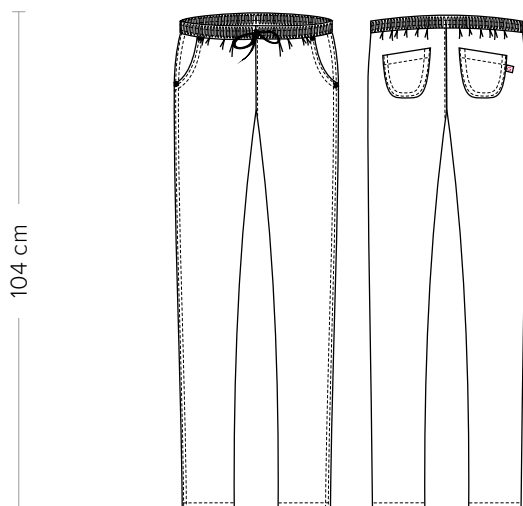


CAMERON

CODICE ARTICOLO

COD. Q2P00240

Giblor's
italian work/life specialist



DETTAGLI

- 2 tasche
- 1 tasca sul retro
- Elastico e coulisse

COLORE

C01 Bianco

TESSUTO

100% cotone
185 g / m²



TAGLIE

XS ÷ XXXL
Slim Fit

Le misure indicate si riferiscono alle taglie **S** per i capi femminili, **L** per i capi maschili. Per i capi a taglia unica le misure indicate sono effettive.

Il pantalone Cameron, dalla vestibilità Slim Fit, presenta due ampie tasche laterali e due tasche nel retro dal taglio obliquo. Un elastico ed una coulisse dello stesso tessuto in tinta cingono la vita.

COLORI DISPONIBILI



C01 Bianco

TABELLE TAGLIE
E CORRISPONDENZE




TABELLA ST-GP1 SLIM FIT

TAGLIA	XXS	XS	S	M	L	XL	XXL	XXXL
1 - SPALLE								
2 - CIRCONFERENZA TORACE								
3 - CIRCONFERENZA VITA	65-67	68-70	71-74	75-79	80-85	86-92	93-100	102-108
4 - CIRCONFERENZA BACINO	83-85	86-88	89-93	94-99	100-105	106-113	114-121	122-129

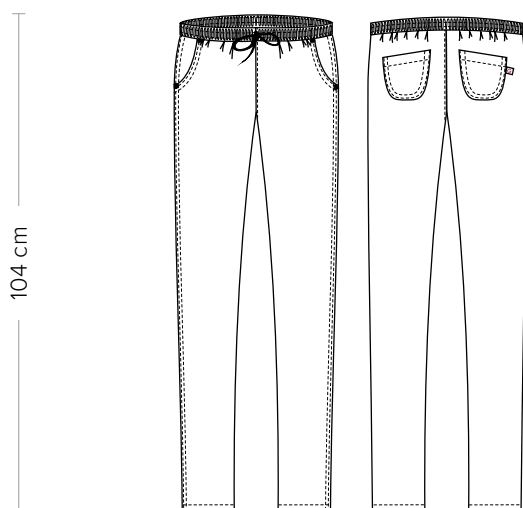
GUIDA ALLE TAGLIE **1)** Prendere le misure anatomiche (corpo con abbigliamento intimo) senza stringere mantenendo ben teso il metro. **Nota:** nel caso vogliate indossare dei camici già con dell'abbigliamento sotto prendete le misure già abbigliati. **2)** Nel caso tra le misure prese vi fosse una misura a cavallo fra 2 taglie vi consigliamo di prendere quella più grande. **3)** Le misure della tabella sono espresse in centimetri.

CAMERON

ITEM CODE

COD. Q2P00240

Giblor's
italian work/life specialist



DETAILS

- 2 pockets
- 1 rear pocket
- Elasticated waistband with drawstring

COLOURS

C01 White

FABRIC

100% cotton
185 g / m²

SIZES

XS ÷ XXXL
Slim Fit



The measures indicated refer to sizes **S** for women, **L** for men. For one-size-fits-all garments, the measurements indicated are effective.

The Cameron trousers, with a Slim Fit, have two large side pockets and two back pockets with an oblique cut. An elastic and a drawstring in the same fabric and color surround the waist.

AVAILABLE COLOURS



C01 White

SIZE TABLES
AND CORRESPONDENCES

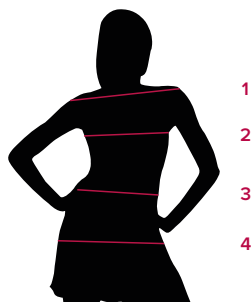


TABLE ST-GP1 SLIM FIT								
SIZE	XXS	XS	S	M	L	XL	XXL	XXXL
1 - SHOULDERS								
2 - CHEST CIRCUMFERENCE								
3 - WAIST CIRCUMFERENCE	65-67	68-70	71-74	75-79	80-85	86-92	93-100	102-108
4 - HIPS CIRCUMFERENCE	83-85	86-88	89-93	94-99	100-105	106-113	114-121	122-129

SIZE GUIDE **1)** Take the anatomical measurements (body with underwear) without tightening, keeping the measuring tape taut. Note: in case you want to wear of the gowns already with the clothing underneath take the measurements already dressed. **2)** If there is a measure between 2 sizes between the measurements taken, we advise you to take the bigger one. **3)** The measurements in the table are expressed in centimeters.